

DOORS, HINGES, PIVOTS

SECTION 3

Section Table of Contents

D

Door Frames	94
Doors	94
Door Sweeps.....	96

H

Hinges	95-100
Hinge Pins.....	99

N

NSP	
Pivots.....	100

P

Pivots	100
--------------	-----

Vendors

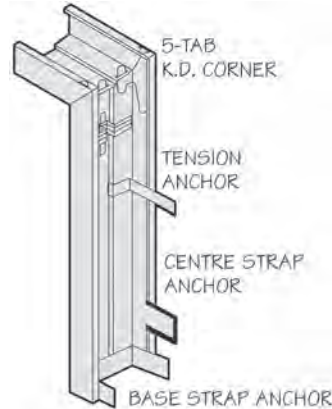
ABH	95
Adams Rite	100
Assa Abloy	100
Command Access	99
Daybar.....	94
Don-Jo.....	99
GKL	100
Hager	95-96
Ives	96
Markar.....	97
NSP.....	100
Select Hinges.....	99
S Parker Hardware	98
Stanley	98
TELL	98

DOORS, HINGES, PIVOTS

DOORS

DAYBAR

DAYBAR Doors and Frames



LS Series Hollow Metal Doors

Combine many of the must have product features in an economical and cost effective package. These doors offer excellent value and are ideally suited for light commercial and industrial applications. All LS Series doors are manufactured to CSDMA, SDI, and HMMA / NAAMM specifications.

Order #	Item #	Handing	Price
462-0005	DB 3068 LS18 161	RH	\$376.60
462-0010	DB 3068 LS18 161	LH	\$376.60
462-0015	DB 3070 LS18 161	RH	\$376.60
462-0020	DB 3070 LS18 161	LH	\$376.60

3068 = 3' x 6' 8" (36" x 80") Door or Frame

3070 = 3' x 7' 0" (36" x 84") Door or Frame

Product Features	LS Series Door
Design	Lock Seam Beveled Edge
Base Material	A60 Galvanneal
Skin Gage	20
Compliance	SDI 100, Warnock Hersey Fire Rated
Standard Core	1" Kraft Honeycomb Cell
Hinge Reinforcement	10 gage Galvanneal

Standard Duty Door Frames

DW16 Series Drywall Frames

Can be installed in 1 or 3 pieces and are brake formed for tight fitting mitres.

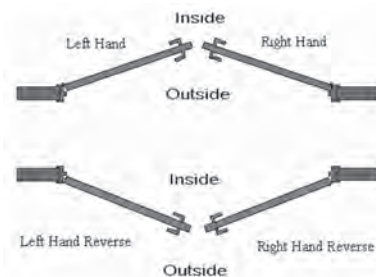
16 gage A60 galvanneal

KD w/ASA & PAR

Order #	Item #	Jamb Depth	Handing	Price
462-1000	DB 3068	5-5/8	RH	\$191.86
462-1005	DB 3068	5-5/8	LH	\$191.86
462-1010	DB 3070	5-5/8	RH	\$191.86
462-1015	DB 3070	5-5/8	LH	\$191.86
462-1020	DB 3068	5-7/8	RH	\$191.86
462-1025	DB 3068	5-7/8	LH	\$191.86
462-1030	DB 3070	5-7/8	RH	\$191.86
462-1035	DB 3070	5-7/8	LH	\$191.86

3068 = 3' x 6' 8" (36" x 80") Door or Frame

3070 = 3' x 7' 0" (36" x 84") Door or Frame



Call, Toll Free
1.800.282.2837

DOORS, HINGES, PIVOTS




HINGES

A:H

Aluminum Continuous Geared Hinges

A210
Full Surface
Swing Clear



A570
Full Surface



Heavy Duty Hinges at Standard Duty Prices

Standard Features

- Anodized after milling and drilling
- Extruded 6063-T6 Aluminum Alloy
- UL / ULC Listed
- 83" Length

A210: Full Surface Swing Clear

A570: Full Surface

Finishes: C = Chrome

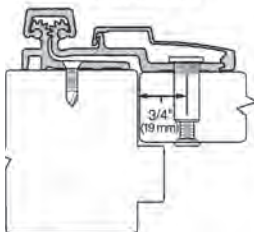
DB = Dark Bronze

Order #	Item #		Price
092-0010	A570 HD C 83"	Full Surface	\$368.00
092-0020	A570 HD DB 83"	Full Surface	\$472.00
092-0030	A210 HD C 83"	Swing Clear	\$368.00
092-0040	A210 HD DB 83"	Swing Clear	\$472.00

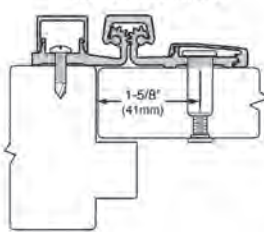
HAGER Roton Continuous Hinges

Visit www.hagerhinge.com/ for more information on other models of continuous hinges available.

ROTON 780-210



ROTON 780-157HD



Standard Duty Commercial Grade

Manufactured with thrust bearings spaced along the hinge length on 5-1/8" centers. The 83" Roton Hinges carries the door weight on SIXTEEN bearings.

HD Heavy Duty Roton Hinges

Manufactured with thrust bearings on 2-9/16" centers. The 83" hinge carries the door weight on THIRTY-TWO bearings. Supplied with staggered screw holes to suit heavy duty applications such as high traffic entrance ways.

Check the Load

Divide the weight of the door (including hardware), by the number of bearings in the Roton Hinge under consideration.

Low frequency interior doors:	20 lbs per bearing
Med. frequency interior doors:	15 lbs per bearing
Med frequency exterior doors:	10 lbs per bearing
High frequency exterior doors:	7.5 lbs per bearing

83" length. Anodized Aluminum finish.

Full Surface. BZ: Bronze Finish

Order #	Item#	Description	Price
365-0100	780-210-83	Standard Duty	\$253.92
365-0105	780-210-83 BZ	Standard Duty	\$342.96
365-0200	780-157HD 83	Heavy Duty	\$314.64

HAGER
COMPANIES

We've Got You Covered
with 12 door hardware product lines

One Family. One Brand. One Vision.™

© 2016 Hager Companies
www.hagerco.com

ORDER ONLINE
www.SouthernLock.com

Prices may not reflect recent price increases or manufacturer's surcharges

DOOR, HINGES, PIVOTS
Section 3 - 95

HINGES

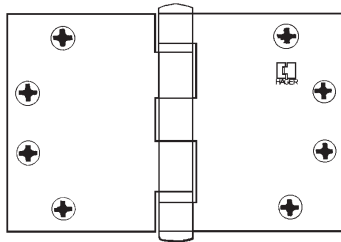
HAGER

IVES

Full Mortise

Hinges
Standard Weight,
Plain Bearing

Steel with Steel Pin. For use on medium weight doors requiring low frequency service. Not for use with door closer. Five knuckle non-rising removable pin, button tip and plug. 4.5" x 4.5". (ANSI A8133)



365-0010	HGR 1279	US26D	\$9.72
----------	----------	-------	---------------

Hager BB1191 NRP
Standard Weight Ball
Bearing 4.5" x 4.5" Hinge

- ANSI A5112 (Stainless Steel)
- Two ball bearings
- Non-removing pin
- Hole Count: 8
- Stainless Steel with Stainless Steel pin
- Hinge Size (inches): 4-1/2 x 4-1/2. (mm): 114 x 114
- Gauge of Metal: 0.134
- Screw Size (Machine): 1/2 x 12-24; (Wood): 1-1/4 x 12



Order #	Item #	Price
365-0020	BB1191-US32D-NRP	\$56.42

Ball Bearing, Standard Weight

4.5" x 4.5" Steel with steel pin ANSI A8112.

365-0030	HGR BB1279	26D	\$13.57
----------	------------	-----	----------------

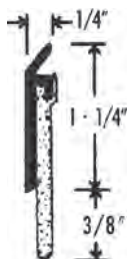
4.5" x 4.5" HAGER HINGES

Order #	Item #	Finish	Price
365-0040	1279 LS		\$11.74
365-0050	BB1279 USP-NRP		\$13.57
365-0060	BB1279 LS		\$23.90
365-0090	BB1279 26D NRP		\$15.92

Hager Door Bottom Sweeps

Clear anodized Aluminum with neoprene insert.

Order #	Item #	Price
365-0070	750SXN 36"	\$16.02
365-0800	750SXN 48"	\$21.36



3 Knuckle Spring Full Mortise Hinge
4.5" x 4.5"

- For automatic closing of doors
- Packed with wood and metal screws



Order #	Item #	Finish	Price
405-0155	3SP1	US26D (652)	\$26.40

5 Knuckle Plain Bearing
Full Mortise Hinge
4.5" x 4.5"

- For standard weight doors
- Low frequency usage
- Packed with wood and metal screws



Not for use with a door closer

Order #	Item #	Finish	Price
405-0160	5PB1	US26D (652)	\$8.28

5 Knuckle Ball Bearing
Full Mortise Hinge
4.5" x 4.5"

- For standard weight doors
- Medium frequency usage
- 2 ball bearing
- Packed with wood and metal screws



Order #	Item #	Finish	Price
405-0165	5BB1	USP (600)	\$11.04
495-0170	5BB1	US26D (652)	\$12.36
495-0175	5BB1 NRP	US32D (630)	\$52.08
495-0180	5BB1 HW	US26D (652)	\$35.88

NRP: Non-Removable Pin
HW: Heavy Weight

Call, Toll Free
1.800.282.2837

DOORS, HINGES, PIVOTS



HINGES

Markar Continuous Hinges

Can be ordered in a large variety of configurations. Visit markar.com for more information.

Hinge Prefixes

EG Edge Guard
FM Edge Mount
FS Full Surface
HG Hing/Guard
HM Half Mortise
HS Half Surface
SC Swing Clear

Hinge Series

The series number indicates the type of hinge and base material used:

- 100 Aluminum barrel hinges with stainless steel pin
- 200 Plain steel barrel hinges with stainless steel pin
- 300 Stainless steel barrel hinges with stainless steel pin
- 400 Spring loaded aluminum toilet partition hinges
- 500 Stainless steel toilet partition hinges
- 800 Aluminum toilet partition hinges
- 900 Spring loaded stainless steel toilet partition hinges
- 1900 Reinforcing pivots
- 2000 Aluminum geared hinges with stainless steel bearings
- 2200 Aluminum geared hinges for 2" doors
- 3500 12 gauge stainless steel pin and barrel detention hinges



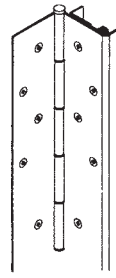
FM-100
edge mount
aluminum
pin & barrel



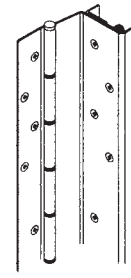
FM-300
edge mount
stainless steel
pin & barrel



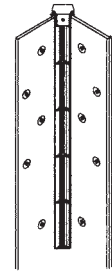
HS-303
half surface
stainless steel
pin & barrel



HG-305
hinge/guard
stainless steel
pin & barrel



HG-310
hinge/guard
stainless steel
pin & barrel



FM-2011
edge mount
aluminum
gear hinge



FS-101
full surface
aluminum
pin & barrel




FS-301
full surface
stainless steel
pin & barrel



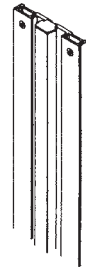
HS-303
half surface
stainless steel
pin & barrel



HG-306
hinge/guard
stainless steel
pin & barrel



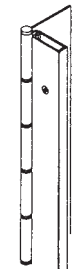
FS/SC-309
swing clear
stainless steel
pin & barrel



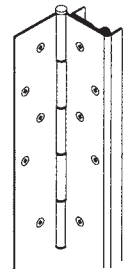
FS-2002
full surface
aluminum
gear hinge



FS-101
full surface
aluminum
pin & barrel



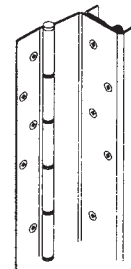
HS-303
half surface
stainless steel
pin & barrel



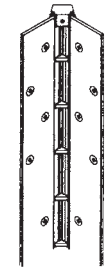
HG-305
hinge/guard
stainless steel
pin & barrel



FS/SC-309
swing clear
stainless steel
pin & barrel



HG-310
hinge/guard
stainless steel
pin & barrel



FM-2000
edge mount
aluminum
gear hinge

Hinge Models

The last two digits of the three-digit model number indicate the application

- 00 Edge mount (formerly full mortise)
- 01 Full Surface, 1/8" offset
- 02 Full surface, flush
- 03 Half surface, 1/8" offset
- 04 Half mortise, 1/8" offset
- 05 Edge mount hinge/guard
- 06 Half mortise hinge/guard

07 Double hinge/guard

08 Edge guard

09 Full surface, swing clear

10 Swing clear hinge/guard

11 Edge mount, self-aligning

Other number are used for specific applications

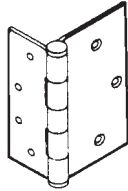
Available in just about any finish you require.

Call your sales rep for more information or visit www.markar.com

HINGES

S. Parker Hardware

**Contractor Quality
 Half Surface Hinges**



Mount on the surface of the door, and are mortised into the jamb. Work well in applications where the door has a normal hinge bearing surface - the edge - that won't hold screws well.

Industry standard offset; fits the new standard offset for 4.5" hinges.

Size of Opening: 4.5" x 4.5", Thickness of metal: .134"

Number of screw holes: 8


Machine screw sizes: 1/2 x 12-24

Wood screw size: 1-1/4 x 12

Plain Bearing, Fixed Pin. 4-1/2" Prime Coat finish

Order #	Item #	Price
650-0500	1138PC4HN	\$12.57

S. Parker Hardware



**Contractor
 Quality Universal
 Replacement
 Hinge Kit**

The S. Parker UR5 Universal Replacement Hinge Kit is for aluminum storefront doors, and strengthens and bolsters sagging doors. The kit is designed to handle doors to 300 pounds, and installs quickly and easily in about 20 minutes.

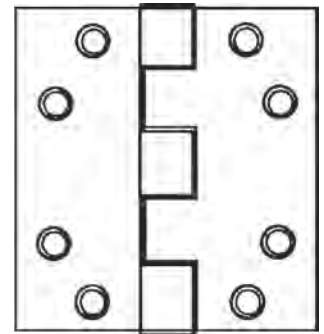
- Works on doors with a 1/8" offset or flush doors using included shim plates.
- Door can be easily raised or lowered using an Allen wrench (included)
- Features roller bearings for smooth operation
- Manufactured of heavy material that is anodized to prevent corrosion
- Pins cannot be removed once the hinge is installed

Kit Contains:

- 2 - 5" x 3-1/4" x 1/4" hinges • 2 - 1/8" thick shim plates,
- 12 - one-way screws • 4 - Cover Plates
- Allen wrench • Instruction Sheet

Order #	Item #	Price
650-0700	UR5AL	\$104.20
650-0705	UR5DUR	\$104.20

STANLEY



**Full Mortise
 Hinges
 Standard Weight,
 Plain Bearing**

Steel with Steel Pin. 4.5" x 4.5"

846-0010	STN F179 26D	\$6.50
----------	--------------	---------------

Standard Weight, Ball Bearing

Non Removable Pin, Stainless Steel with Stainless Steel Pin. 4.5" x 4.5" :

846-0020	FBB191 NRP 32D	\$89.26
----------	----------------	----------------

TELL

World Class Hinges



- **4.5" x 4.5"**
 - **Wrought steel, Full Mortise**
 - **Plain Bearing (PB).** For use on standard weight doors or doors receiving low frequency usage.
 - **Ball Bearing (BB).** Use on standard weight doors receiving average frequency usage. Must be used on doors in conjunction with door closers and on all fire rated openings.
- 4.5" x 4.5"**

Order #	Item #	Price
668-0010	TELL PB81 26D	\$9.30
668-0020	TELL BB81 26D	\$16.12
668-0030	TELL BB81 USP NRP	\$11.67

Type	TELL	ANSI	Hager	McKinney	Stanley	Bommer
Steel Ball Bearing	BB81	A8112	BB1279	TB2714	FBB179	BB5500
Steel Ball Bearing	PB81	A8133	1279	T2714	F179	5000

Call, Toll Free
1.800.282.2837

DOORS, HINGES, PIVOTS



HINGES

Energy Transfer Hinge Command Access



For doors that require concealed low voltage transfer of power from door frame hinge jamb to the door. Common applications include power to:

- Electrified Locks
- Electrified Exit Device Trim
- Electrified Latch-retracting Exit Devices

Any application where low voltage power must be transferred from the hinge jamb to the door. ETH4W - 4 wire energy transfer hinge 26/19 gauge/strand wire - 1 amp. Continuous rating 3 year manufacturer's warranty • 4.5" x 4.5"

Order #	Item #	Price
185-0001	ETH-4W4545-US26D	\$150.00

6 Wire, 5 Knuckle Standard Weight Electrified Hinge.
4.5x4.5, Steel Base Metal, Satin Chrome finish

185-0010	ETH-6WH4545 626	\$220.00
----------	-----------------	-----------------

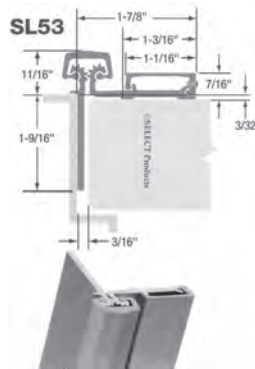


SL53 Half Surface Geared Hinge

Material: Extruded 6063 T6 aluminum allow with self-lubricating polyester thrust bearings.

Ratings: HD - Heavy Duty. Same as SL11

Closers: Conventional overhead surface, concealed sliding arm overhead or floor closers may be used with SELECT hinges. Pivot-type floor closers (with a fixed, conflicting center pivot) must be replaced. SL53 83" Hinge **Screw Count:** 10 door & 19 frame screws. Grade 1 Continuous Hinge, Half Surface, Narrow Frame Leaf

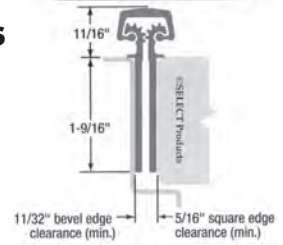


Order #	Item #	Price
802-0015	SL 53 CL HD 83"	\$243.60
802-0020	SL 53 BR HD 83"	\$321.60



SL11 Concealed Geared Hinges

Material: Extruded 6063 T6 aluminum allow with self-lubricating polyester thrust bearings.



For doors 48" wide in 16 gauge hollow metal or 1/8" aluminum weighing up to 450 pounds without frame or door reinforcement; up to 600 pounds with the use of Rivnuts in the frame and door.

SL11 83" Hinge **Screw Count:** 19 door & 19 frame screws. Grade 1 Continuous Hinge, Concealed, Flush Mounted for 1-3/4" Doors. 83" Length.

CL = Clear BR = Bronze

Order #	Item #	Price
802-0005	SL11 CL HD 83"	\$168.00
802-0010	SL11 BR HD 83"	\$217.20

SL57 Full Surface Hinge

Fits narrow (7/8") frame face. Tamper resistant, removable door leaf cover. 1/16" door inset. Standard barrel nuts accommodate 1-3/8" to 1-3/4" doors.

802-0025	SL57HD CLR 83"	\$252.00
----------	----------------	-----------------

HINGE PINS

Don-Jo Hinge Pins/ Window Bolts

Locked door can't be removed from jamb even with hinge pins removed. Acts like a deadbolt on the hinge side of the door. For Wood or Metal.

DON-JO



CHP-100
#12 Head

RHP-100
#10 Head

Order #	Item #	Head Size	Price
505-1185	RHP-100BP	#12	\$3.90
505-1186	CHP-100BP	#10	\$3.90

DON-JO

Hinge Shims

Order #	Item #	Price
227-0155	HS-060	\$2.04
227-0140	HS-090	\$2.04

HS-060
16 (.060) Gauge
Hinge shim

HS-090
13 (.090) Gauge
Hinge shim



ORDER ONLINE
www.SouthernLock.com

Prices may not reflect recent price increases or manufacturer's surcharges

DOOR, HINGES, PIVOTS
Section 3 - 99

HINGES

PIVOTS

GKL
 Products



GKL Hinge Repair Screws


Metal Screws, Self Drilling, Self Tapping #14 Screws with a #12 head to replace #12 stripped out hinge screws. Easy to use and the repair takes less than a minute. Pack of 100, Nickel Plated (26D)

Order #	Item #	Price
335-0007	HSP100M	\$100.00

GKL Products

Got Stripped-out #12 Holes?

Unique screws fix the problem fast with a professional look.



For Wood Door and Frames

- Repair Hinge Plates on Wood Frames, Ansi Strike Plates, Continuous Hinges.
- Better quality than standard screws
- #14 screw with a #12 modified undercut flat head
- Screws are self drilling and tapping
- Made for wood frame hinges
- Ideal for the lock and door trade

No more drilling, tapping, or counter sinking.
Pack of 100

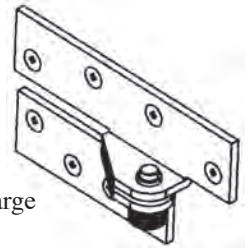
Order #	Item #	Price
335-0008	HSP100W	\$100.00



ASSA ABLOY

Full Surface Pivots

3/4" to center line of 4-1/2" hinge. Pin uses large pin and bushing.



Includes:


- 8 x MP-16 1/4-20 x3/4" Phillips flat head machine screws
- 8 x MP-18 No. 14 x 1-1/4" Phillips flat head sheet metal screws
- 2 x MP-22 1/4-20 x 1-3/4" sleeve bolts, and instructions.

Order #	Item #	Handing	Price
020-0050	B1923 US2G	LH	\$83.52
020-0055	B1923 US2G	RH	\$83.52



3/4" Offset Pivot Sets

Engineered and designed for durability, style and versatility. All cases are aluminum. Pivots operate on full race ball bearings. Complete with 1/2" vertical adjustment. No possibility of door sag since entire weight of door rests on floor mounted pivot. Durable, all weather proof acrylic coating protects pivot from deterioration. Top portion has spring loaded hardened pin for easy assembly. When door is in locked position, these pivots are completely burglarproof. Easily installed or removed from door in only a few seconds.



FEATURES:

- 1/8" Vertical Adjustment • All-weather proof.
- Completely theft proof, yet easy removable, and replaceable in unlocked position • Non-handed
- Smooth, precision-made select ball-bearing operation
- Complete with screws, anchors, and mounting materials

OP-27 (Cross Reference: Jackson J27)

For Doors Flush with Face of Frame

844-0027	NSP OP-27 Alum	\$43.22
844-0127	NSP OP-27 Duro	\$43.22

OP-28 (Cross Reference: Jackson J28)

For Doors Recessed 1/8"

844-0028	NSP OP-28 Alum	\$43.22
844-0128	NSP OP-28 Duro	\$43.22