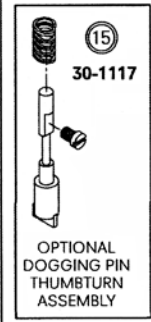
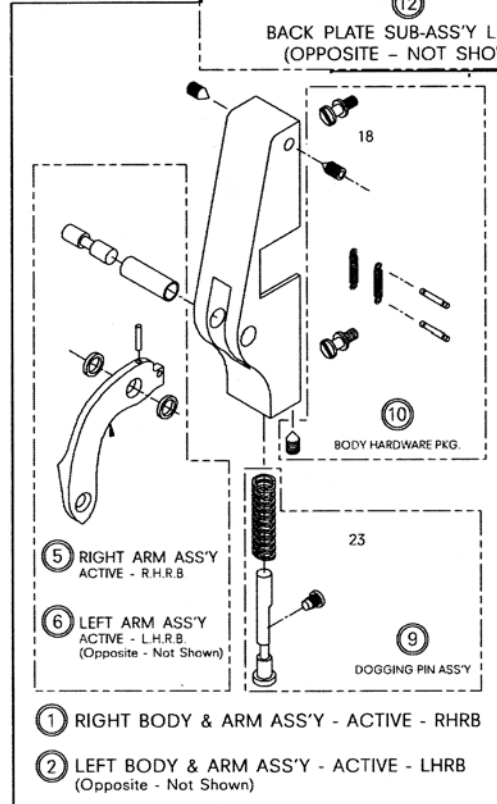
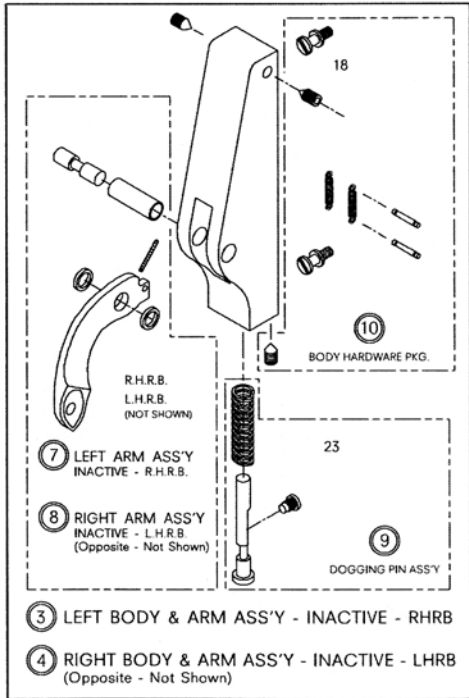
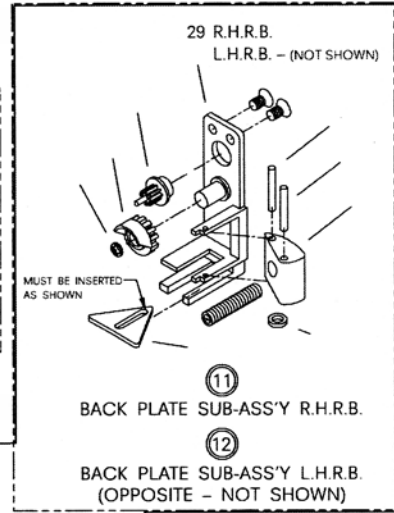
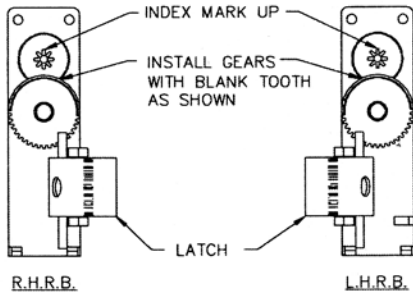




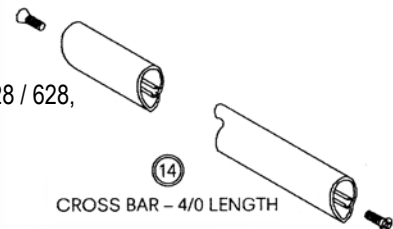
# 1095 Rim Exit Device

ORIENTATION OF THE BACK PLATE GEAR ASSEMBLY  
FOR R.H.R.B. DOORS      FOR L.H.R.B. DOORS



#	Part #	Description	Finish
1	30-988	Right BODy & Arm Assy - Active RHRB	F
2	30-989	Left BODy & Arm Assy - Active - LHRB	F
3	30-990	Left Body & Arm Assy - Inactive - RHRB	F
4	30-991	Right Body & Arm Assy - Inactive - LHRB	F
5	30-1247	Right Arm Assy - Active - RHRB	F
6	30-1248	Left Arm Assy - Active LHRB	F
7	30-1242	Left Arm Assembly - Inactive - RHRB	F
8	30-1243	Right Arm Assembly - Inactive - LHRB	F
9	30-1115	Dogging Pin Assembly	
10	30-851	Body Hardware Package	
11	30-846	Back Plate Sub-Assembly - RHRB	F
12	30-847	Back Plate Sub-Assembly - LHRB	F
13	30-852	Back Plate Hardware Package	F

F denotes Finish: US28 / 628,  
DBX 313, BLK 335



#	Part #	Description	Finish
14	30-733-PKG	Crossbar Assembly - 4/0	F
15	30-1117	Dogging Pin Assy - Thumbturn (Optional)	F



• Main Largo Florida Warehouse: 800-282-2837, Fax: 800-447-2299  
• Atlanta: 877-217-9396 • Charlotte: 888-571-9145 • South Florida: 888-780-6071  
www.southernlock.com      E-mail: sales@southernlock.com